

DISTRIBUTOR MODEL TZ-5LA

NEW!



Input Specification

Code No.	Input Signal	Input Resistance
A	4 to 20mADC	250Ω

Output Specification

Code No.	Output signal	Allowable Load Resistance
0	0 to 5VDC	More than 2kΩ
1	1 to 5VDC	
2	0 to 10VDC	More than 4kΩ
3	-10 to 10VDC	Negative output: more than 10kΩ
4	-2 to 2VDC	More than 2kΩ
5	-2.5 to 2.5VDC	
6	-5 to 5VDC	Negative output: more than 10kΩ
7	0 to 4VDC	More than 2kΩ
A	4 to 20mADC	Less than 550Ω
B	0 to 20mADC	
Y	Other than the above	

For Code No. Y

Limit of specifications

Voltage output : Less than + 15V DC and more than -12V DC

Minimum span : Less than +27V DC and more than 0.06V DC

(Road resistance: 10kΩ at the output exceeding 10V, and a negative output)

(Base accuracy : ±0.15% F.S and temperature characteristic : ±0.03% F.S /°C for a span of less than 1V)

Current output : Less than +20mA DC and more than 0mA DC

Minimum span : Less than +20mA DC and more than 1mA DC

Outputs can be reversed for both voltage and current outputs.

General Specifications

Base Accuracy : ±0.1%F.S(At 25±2°C)

Power supply variation : ±0.06%F.S

Load resistance variation : ±0.06%F.S

Temperature characteristic : ±0.02%F.S/°C

Response time : Less than 50msec (0→90%)

Front adjustments : ±5% for zero and span.

Insulation resistance : Between input and output/power supply;

More than 100MΩ at 500V DC

Dielectric strength : Between input and output/power supply;

For 1 min. at 1500V AC

Power supply voltage : 24V DC±10%

Consuming current : Less than 70mA (At DC24V Voltage output)

Less than 90mA (At DC24V Current output)

Operating ambient temperature : -5 to 50°C

Operating ambient humidity : Less than 90%RH (No-condensing)

Storage temperature : -10 to 70°C

Case material : ABS resin (Black) 94V-2

Weight : Approx. 80g

Vibration resistance : Frequency: 10 to 55Hz; amplitude(half): 0.15mm to 10 sweeps of 5 min each in X, Y, and Z directions

Specifications of power supply for 2-wire transmitter

Output voltage range : 24V to 32V DC (At no load)

Current capacity : Less than 22mA DC

Transmitter circuit shorting current : Less than 30mA DC

Short circuit duration : Indefinite

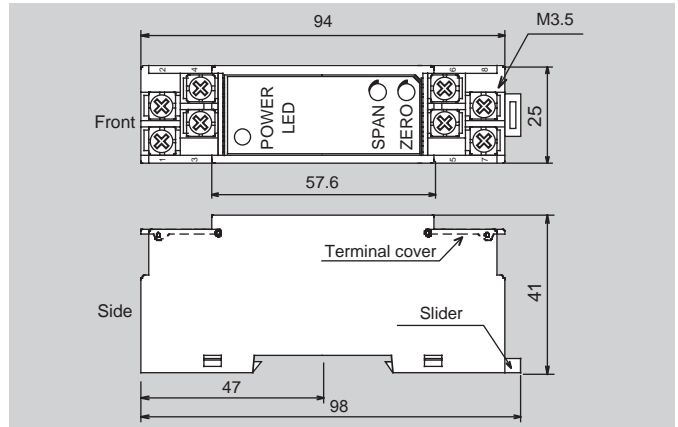
Ordering Code

TZ-5LA-□□	Output code	0: 0 to 5VDC	1: 1 to 5VDC
		2: 0 to 10VDC	3: -10 to 10VDC
□□	Input code	4: -2 to 2VDC	5: -2.5 to 2.5VDC
		6: -5 to 5VDC	7: 0 to 4VDC
		A: 4 to 20mADC	B: 0 to 20mADC
		Y: Special	
		A: 4 to 20mADC	

Features

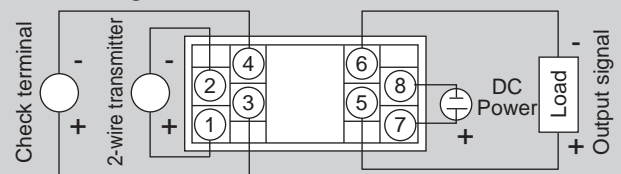
- DIN rail mount
- DC power supply 24 V DC
- Isolated Input/Output/Power supply

Dimensions



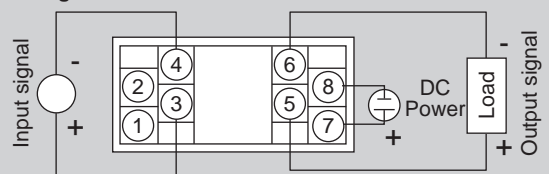
Connection Diagram

1. When using it as Distributor



⚠ Note : Pay attention to the connection polarity.

2. When using it as Isolator



⚠ Note : Pay attention to the connection polarity.

Block Diagram

